

## **VVDI KEY TOOL APP update: IOS 1.2.0 & Android 1.2.1**

Xhorse official news! VVDI KEY TOOL APP (IOS & Android) is tested working fine and release! And no matter what version of VVDI key tool ([US version](#), [EU version](#), [ME version](#), [English version](#), etc.)

Read the follow parts for newest version update, FAQ, install & register APP.

### **VVDI KEY TOOL APP latest version update**

(IOS version 1.2.0 Android version 1.2.1)

---

#### IOS update

APP available only after update

- 1.add query bonus points function;
- 2.prepare remote add feedback function;
- 3.optimized interface.

#### Android update

Android system 8.0 version might be with problem when updating, if update failed please search VVDI or KEY TOOL to download the latest APP version at google play.

- 1.add query bonus points function;
- 2.prepare remote add feedback function;

- 3.optimized interface.
- 4.fix 96bit copy 48 online calculation problem
- 5.fix other bugs

Notes: please use the latest software version.

IOS please download from APP store search 'VVDI' or 'KEYTOOL'

<https://itunes.apple.com/gb/app/key-tool/id1322971481?mt=8>

Android download from google play search 'VVDI'

<https://apkpk.com/com.xhorse.streamlinestore/download>

#### **FAQ:**

Q: How can we pair it with KeyTool? My phone didn't find it via Bluetooth.

A: Doesn't connect directly like that with Bluetooth, you have to open the app and in the settings select your device to pair

I presume you also checked in the key tool settings that the bluetooth function is turned on, i think default it is off.

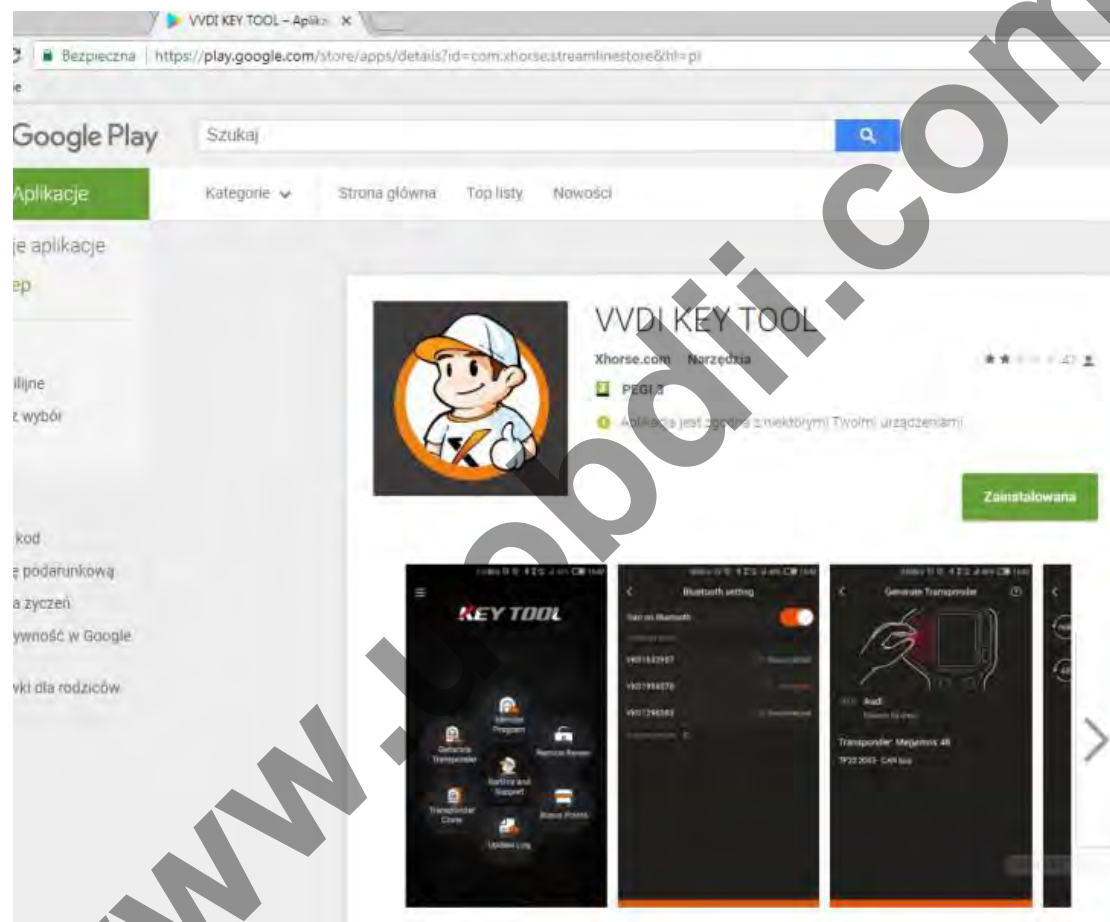
Also need open and gps location on android.

Q: android phone,gps is on,everything is on... includind my nerves blinking like a christmas tree but pair can not be made,phone see keytool but when i try to connect connects for a second and then disconnects....

A: Do not try to pair the phone in the phones settings... run the app first then the app has a pair option - use that.

## How to install and register Xhorse Key tool Android APP?

Step 1: Download app from Google store



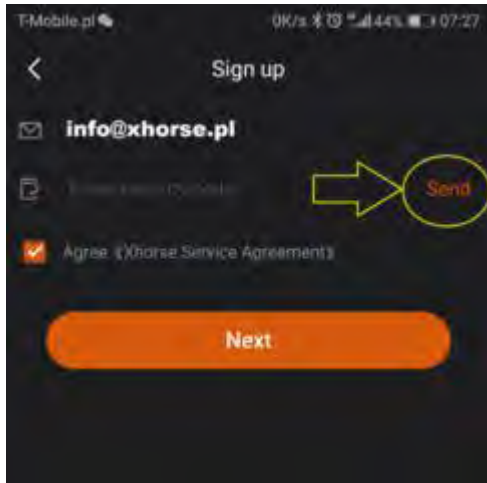
If your APP doesn't switch to ENG, change your phone language to ENG first.



Step2: Go to EMAIL REGISTRATION



Step 3: write your email and request activation code via email

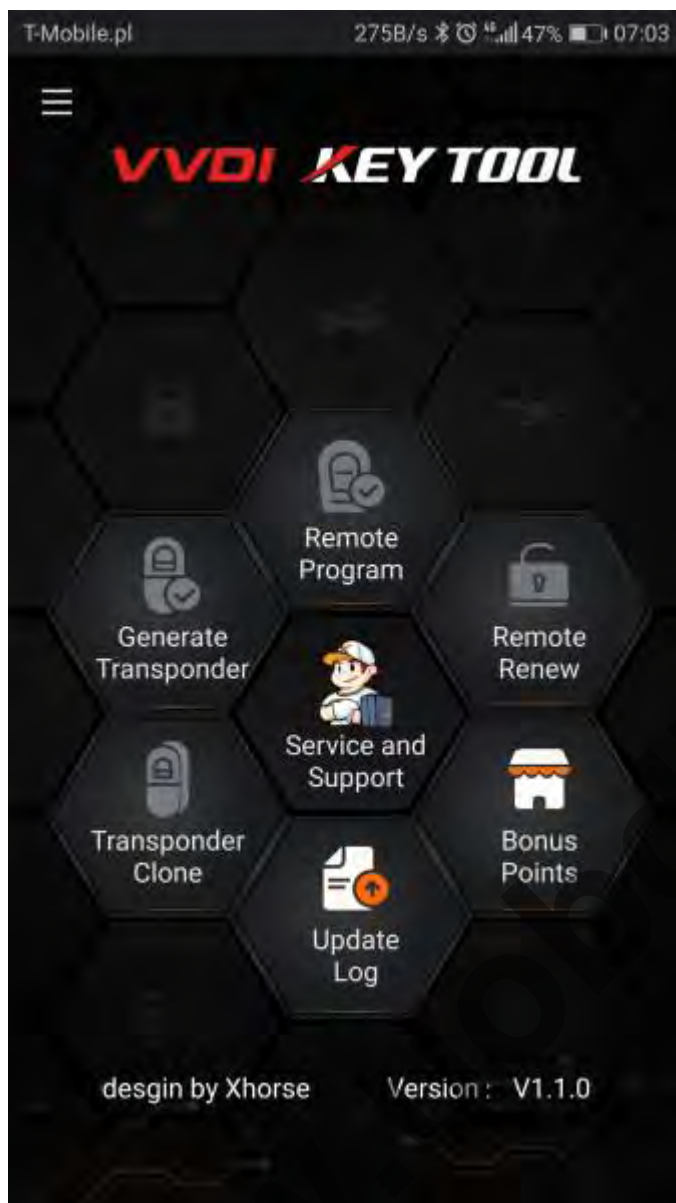


Step 4: Paste code you received via mail

Step 5 - create password

Step 6 - Login via mail and password





Done

Pleas enjoy

[www.uobdii.com](http://www.uobdii.com)