



## **BYPASS – Audi, Seat, Skoda, VW**

+ simulator of immobilizers and seat occupant detector  
39 programs !



### **Use:**

- **Tdi EDC16 – immo off,**
- **Tdi EDC16 - immo on**
- **K-line + Can**

**Tested on drives :**

**0 281 011 XXX :**

#### **K-line**

**0 281 011 145 VW PASSAT B5 2,0 Tdi 2006 r -  
mechanical ignition switch**

**0 281 011 258 VW TOUAREG 2,5 Tdi 2003 - 2010**

**0 281 011 364 A3 1,9 Tdi 2004**

**0 281 011 383**

**0 281 011 385**

**Autodiagnostika mtaplus.cz !!!**

**0 281 011 568 VW T5 2,5 Tdi 2006/2007**

**0 281 011 843 Golf 5 2,0 Tdi 2004**

**0 281 011 844 VW Touran 2,0 Tdi 2004**

**0 281 011 855 VW T5 1,9 Tdi 2003**

**0 281 011 856 VW T5 1,9 Tdi 2005**

**0 281 011 882 VW Caddy 1,9 Tdi 2006**

**0 281 011 883 SKODA OCTAVIA 1,9 Tdi 2004 -  
2010**

**0 281 011 900**

**0 281 011 945**

**0 281 011 946 Touran 1,9 Tdi 2006**

**0 281 011 907 Touran 2,0 Tdi**

**0 281 012 XXX :**

**K-line**

**0 281 012 220 VW GOLF V 1,9 Tdi 2005**

**Autodiagnostika mtaplus.cz !!!**

**0 281 012 390 VW CADDY 1,9 Tdi 2003 - 2010**

**0 281 012 696 SEAT ALHAMBRA, VW SHARAN 2,0 Tdi 2005 - 2010**

**0 281 012 698 SKODA SUPER B 2,0 Tdi 2006**

**0 281 012 762 VW T5 1,9 Tdi 2006 - 2010**

**0 281 012 792**

### **Can**

**0 281 012 113 Audi A4 2,0 Tdi 2008**

**0 281 012 545 Audi 1,9Tdi 2007**

**0 281 012 546 Audi 1,9Tdi 2006**

**0 281 012 654 Audi 2,0Tdi 2005**

### **0 281 013 XXX :**

### **K-line**

**0 281 013 228 VW JETTA 2,0 Tdi 2007**

**0 281 013 299 SKODA OCTAVIA 2 2,0 Tdi 2005 -**

**Autodiagnostika mtaplus.cz !!!**

**2011**

**0 281 013 302 VW TOUAREG 2,5 Tdi 2005 - 2010**

**0 281 013 311 VW PASSAT 2,0 Tdi 2005 -  
2009**

**0 281 013 440 VW PASSAT C 2,0 Tdi 2005 - 2009**

**0 281 013 606 VW GOLF V 1,9 Td 2006**

### **Can**

**0 281 013 177 A6 2,7 Tdi 2007**

**0 281 014 XXX :**

### **K-line**

**0 281 014 004**

**0 281 014 044 VW TOURAN 1,9 Tdi 2006 -  
2010**

**0 281 014 049 T5 2,5Tdi 2007**

**0 281 014 064 VW GOLF 1,9 Tdi 2006 - 2008**

**Autodiagnostika mtaplus.cz !!!**

**0 281 014 128 Tauran 1,9 Tdi 2006 – 2010**

**0 281 014 136 SKODA OCTAVIA II 1,9 Tdi 2006 - 2010**

**0 281 014 891 T5 2,5Tdi 2009**

### **Can**

**0 281 014 384 A6 2,7 Tdi 2007**

### **Tdi EDC15 – immo off, immo on :**

**1,4 1,9 2,5 diesel, since 2000 year to 2004 year, some to 2006 year and even to 2008 year (without Audi with coded pump)**

Select the needed program with switches:

**Tdi EDC16 K-line immo off**  
**(3)**



**Tdi EDC16 K-line immo on  
(1 + 3)**





**Tdi EDC16 Can 1,9 - 2,0 immo off  
(1 + 3 + 5)**



**Tdi EDC16 Can 1,9-2,0 immo on  
(2 + 3 + 5)**



**Tdi EDC16 Can 2,7 immo off  
(1 + 2 + 3 + 5)**




**Tdi EDC16 Can 2,7 immo on  
(4 + 5)**



**Tdi EDC15 immo off  
(2)**



**Tdi EDC15 immo on  
(2 + 1)**



- **turn on the ignition switch**
- **connect the device to the diagnostic plug**
- **LED is blinking fast, if after about one minute it will blink slowly then disconnect device and immo is turned off permanently.**  
**If it won't work at first time, then repeat steps from the beginning.**

**Gasoline, diesel without CAN (to about 2001) - emergency start (1)**






- **connect with the head of the cables plugs of the instrument cluster or immo as pictured**
- **connect the device to the diagnostic plug**
- **turn on the ignition (to 10 seconds)**
- **if LED will blink slowly then turn on the car**


**Gasoline, diesel without can (to about 2001)  
emergency starts after connecting pins of  
instrument cluster or immo**

**Connect with the heads of the cables pins of  
the instrument cluster**




**Connect the heads of the cables to 5<sup>th</sup> pin in  
green plug of instrument cluster and 25<sup>th</sup> in  
blue plug (in Audi pin 28)**


**With immo box:**




**Plug with 6 pins, heads of the cables  
to pins 2 and 3**




**Plug with 8 pins, heads of the cables  
to pins 7 and 8**



**Plug with 12 pins, heads of the cables  
to pins 9 and 10**



**Plug with 10 pins (older cars without CAN)  
heads of the cables to pins 7 and 8**



**Plug with 12 pins, heads of the cables  
to pins 6 and 8**

## IMMOBILIZERS SIMULATOR

### CONNECTING THE EMULATOR:

**red** – power

**blue** – GND

**green** – code

**white** – CAN L

**black** – CAN H

### Two leds indicating:

**white LED** - power

**blue LED** – information about transmission

- all switches turn off – diagnostic mode

2 sec does not lit / 0,1 sec will blink


- adjusting to the driver - blinking 0,1 sec

- after adjusting - 2 seconds is light on and then will stop for 0,1 sec



**Citroen, Peugeot, Renault  
ECU with processor TMS 374 – immo**

**POWER SUPPLY OF EMULATOR +5V!!!**




**Connection: look at instruction  
to emulator immo No. 6**

**Autodiagnostika mtaplus.cz !!!**

**25**

**Daewoo**  
**ECU with processor HC11F1 – immo**



**Connection: look at instruction  
to emulator immo No. 7**

**Fiat, Citroen, Peugeot without CAN – immo**




**Connection: look at instruction  
to emulator immo No. 8**

**Kia Sportage 2,0 Td – immo**



**Connection: look at instruction  
to emulator immo No. 9**

**Matiz, Tacuma and Lanos  
1,4 hybrid – immo**



**Connection: look at instruction  
to emulator immo No. 10**

**Mercedes CR without CAN – immo**



**Connection: look at instruction  
to emulator immo No. 11**

**Mercedes CR1 with CAN older – immo**



**Connection: look at instruction  
to emulator immo No. 12**

**Mercedes CR2 with CAN newer – immo**



**Connection: look at instruction  
to emulator immo No. 13**



**Nissan from 2000 to 2002 year – immo**



**Connection: look at instruction  
to emulator immo No. 14**

**Opel immo on HC05 – immo**



**Connection: look at instruction  
to emulator immo No. 15**

**Renault without CAN – immo**




**Connection: look at instruction  
to emulator immo No. 16**

**Suzuki with memory OKI – immo**



**Connection: look at instruction  
to emulator immo No. 17 - 18**

**Suzuki with memory X24C01 – immo**



**Connection: look at instruction  
to emulator immo No. 17 - 18**

**Citroen – Peugeot CAN – immo**



**Connection: look at instruction  
to emulator immo No. 19**

**Mercedes ESL - electronic emulation of the steering column lock – immo**



**Connection: look at instruction  
to emulator immo No. 20**

## **SIMULATOR OF SEAT OCCUPANT DETECTOR**

The emulator connect to a plug under the passenger seat, instead of original seat occupant detector.

There are 3 cables:

**+12V ACC**  
**GROUND**  
**DIGITAL SIGNAL**

Before connecting emulator use multimeter to check signals on pins in a plug!



**BMW Europa to 2007 with plastic key  
– seat occupant detector**

-E65, E60, E63, E90,X5

without installed child restraint



### **Mercedes – seat occupant detector**

- E-class W211 (2002-2004) with comp. airbag  
Temic,

- S-class W220 (2003-2005)

without installed child restraint



### **Mercedes – seat occupant detector**

- E-class W211 (2002-2004) with comp. airbag  
Temic,

- S-class W220 (2003-2005)

with installed child restraint



### **Mercedes – seat occupant detector**

- A-Class W168 (1997-2001)
- C-Class W202 (1999-2001)
- Vito W638 to 2003
- ML with comp. airbag TRW 1999
- E W210 to 1999
- E-Class before lifting with lamp Airbag Off

**without installed child restraint**



## **Mercedes – seat occupant detector**

- A-Class W168 (1997-2001)
- Class W202 (1999-2001)
- Vito W638 to 2003
- ML with comp. airbag TRW 1999
- E W210 to 1999 - E-Class before lifting and with lamp Airbag Off

with installed child restraint



## **Mercedes – seat occupant detector**

- W210 (2000-2003.) with lamp Airbag Off
- E-Class,
- Vito W639 (2002-2005),
- ML W163 from 2000,
- A-Class W168 (2002-2005)
- S-Class W220 (2000-2003),
- C-Class W203 to 2005,
- CLK W209,
- Vaneo


without installed child restraint



## **Mercedes – seat occupant detector**

- E-Class with lamp Airbag Off,
- W210 (2000-2003),
- Vito W639 (2002-2005),
- ML W163 from 2000,
- A-Class W168 (2002-2005)
- S-Class W220 (2000-2003),
- C-Class W203 to 2005,
- CLK W209,
- Vaneo


with installed child restraint



## **BMW – seat occupant detector**

- Europa from 1997 to 2003
- E38, E39, E36, E46, X5, X3, E65, E60

**without installed child restraint**





## **BMW – seat occupant detector**

- Europa from 1997 to 2003
  - E38, E39, E36, E46, X5, X3, E65, E60
- with installed child restraint



**Mini Cooper 2002-2005  
– seat occupant detector**

**without installed child restraint**



**Mini Cooper 2002-2005  
– seat occupant detector**

with installed child restraint



## **Mazda – seat occupant detector**

- Premacy, MX-5, 626, 323, 6


without installed child restraint



## **Mazda – seat occupant detector**

- Premacy, MX-5, 626, 323, 6

with installed child restraint



## **Fiat Stilo – seat occupant detector**

**without installed child restraint**



## **Fiat Stilo – seat occupant detector**

with installed child restraint

