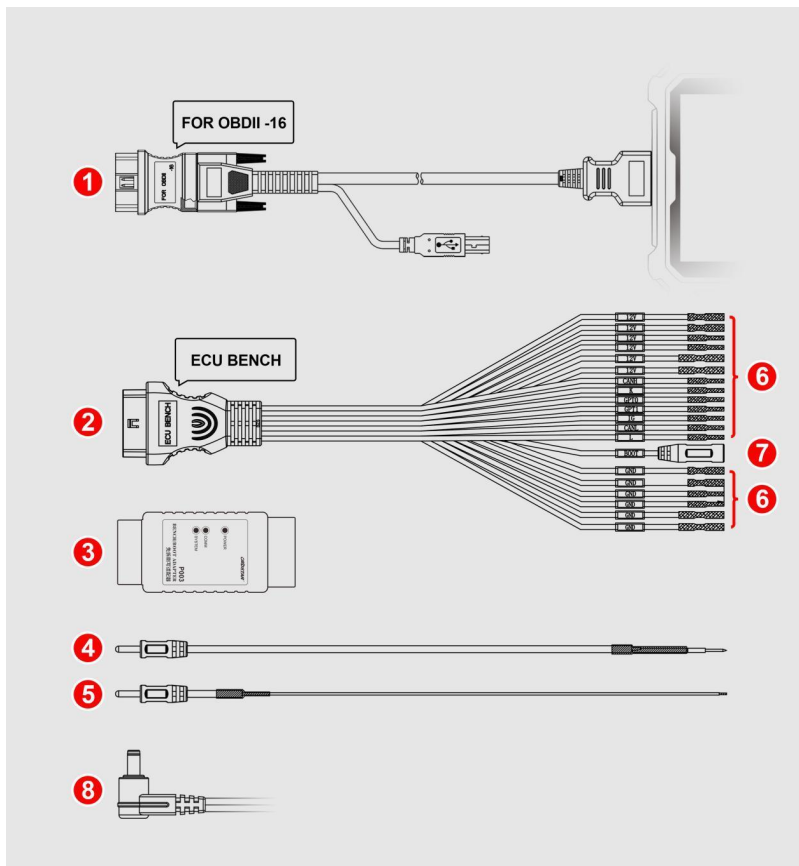


# CONTINENTAL PCR2.1 READ IMMO DATA

## ①Development Background

IMMO programming of Volkswagen, Audi, Sitte and Skoda series models, obtaining the CS, PIN CODE and MAC values of the current vehicle first is a must. Some models need to read IMMO data from the engine system, but for those models equipped with Continental PCR2.1 engine can not directly read the engine data through OBD diagnostic seat at present. Thus, our company has developed a way to read the IMMO data of Continental PCR2.1 through bench mode using P003 adapter.

## ②Equipment Overview



1. Diag cable OBD connector(male)
2. Connect P003 connector(female)
3. P003 adapter
4. Boot jumper(spring needle)
5. Boot jumper(welding)
6. ECU pin connector
7. ECU boot connector
8. 12V power

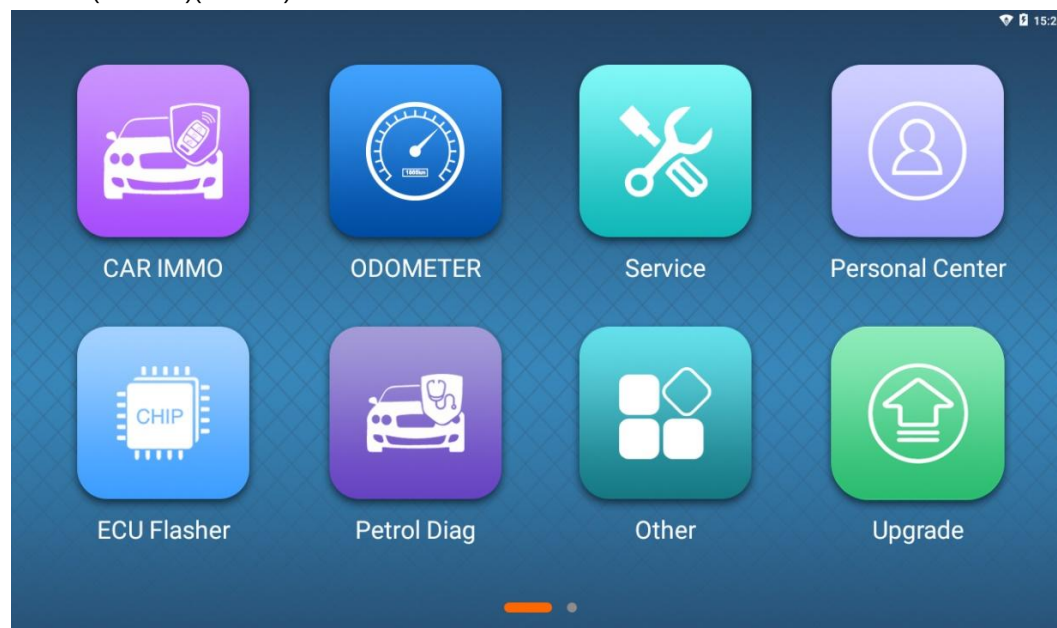
### ③Support Car Models

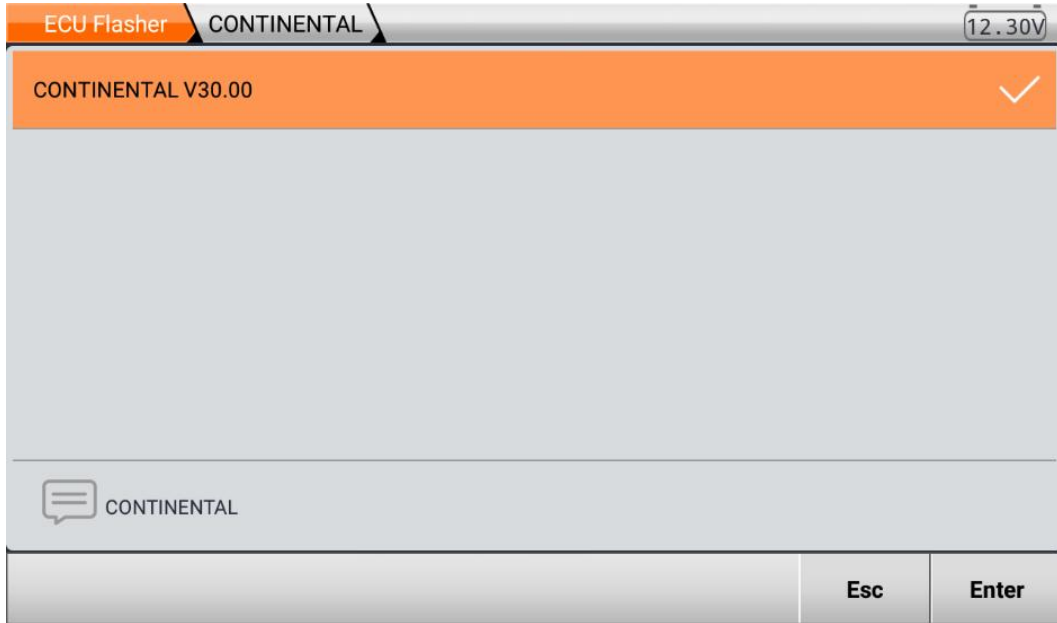
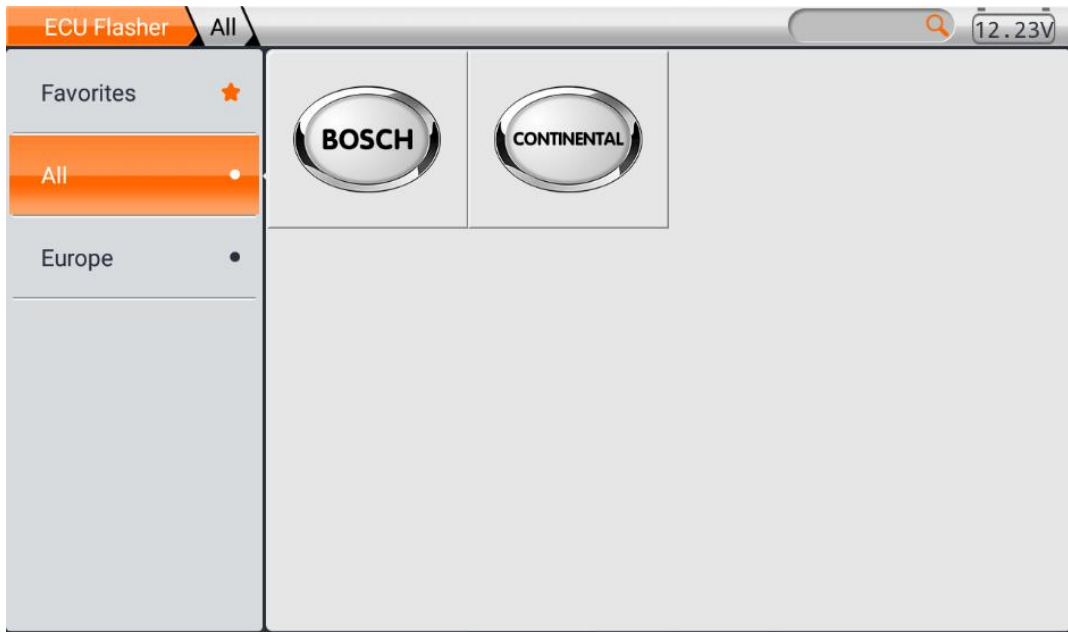
2010-2014 Audi A1 (8X) 1.6L Diesel  
2009-2012 Audi A3 (8P) 1.6L Diesel  
2009-2013 Seat Altea 1.6L Diesel  
2010-2016 Seat Ibiza IV (6J) 1.6L Diesel  
2010-2012 Seat Leon II 1.6L Diesel  
2014 Seat Toledo (KG) 1.6L Diesel  
2010-2013 Skoda Octavia II (1Z) 1.6L Diesel  
2010-2013 Skoda Fabia II (5J) 1.6L Diesel  
2010-2011 Skoda Roomster (5J) 1.6L Diesel  
2013-2014 Skoda Rapid (NH) 1.6L Diesel  
2011-2013 Skoda Superb (3T) 1.6L Diesel  
2012/2015 Skoda Yeti (5L) 1.6L Diesel  
2010-2015 VW Caddy (2K) 1.6L Diesel  
2009-2013 VW Golf VI 1.6L Diesel  
2010-2013 VW Golf Plus 1.6L Diesel  
2011-2014 VW New Beetle (9C) 1.6L Diesel  
2011 VW Passat (B7) 1.6L Diesel  
2009-2014 VW Polo V 1.6L Diesel  
2010-2015 VW Touran (1T) 1.6L Diesel

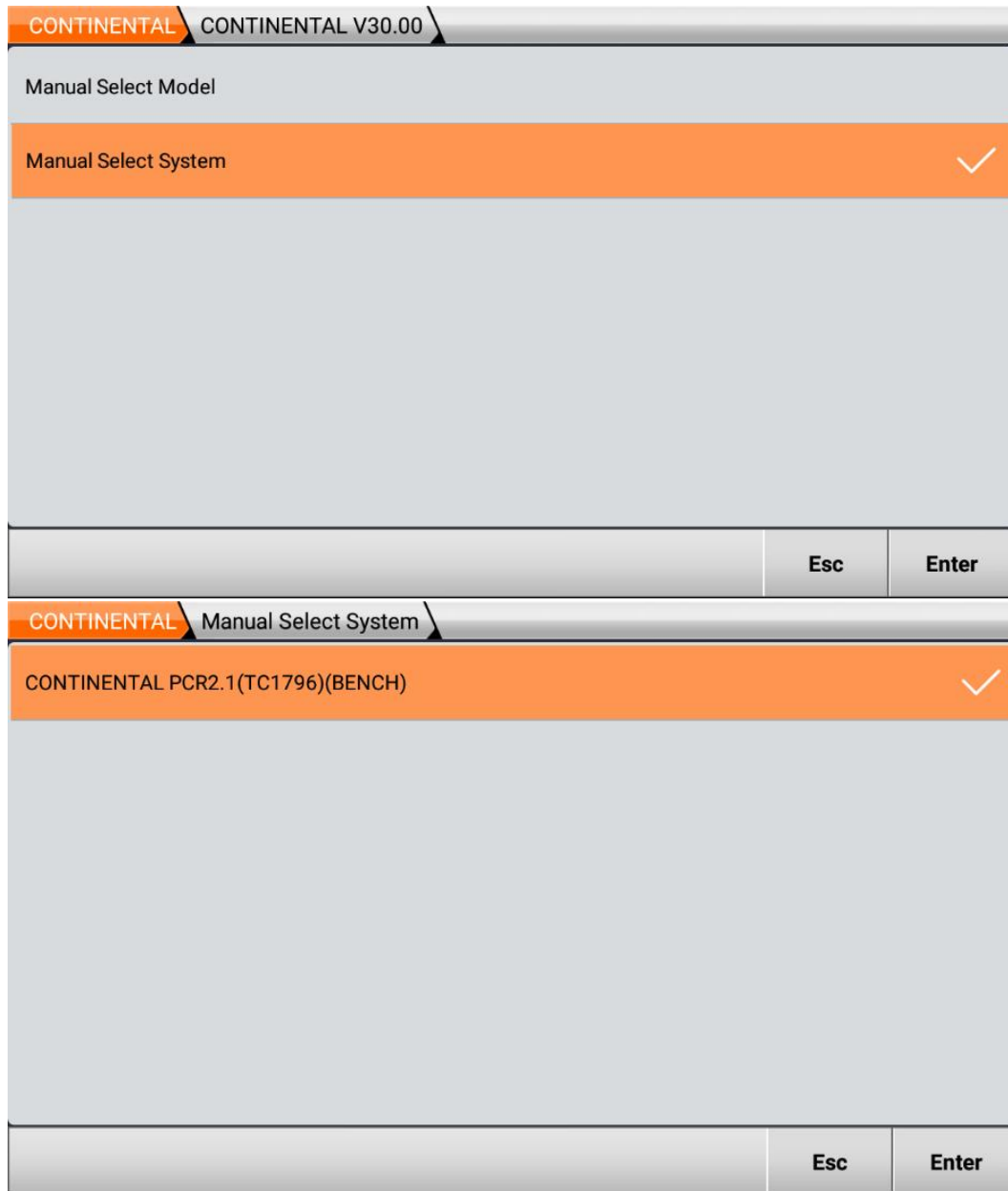
### ④PCR2.1(TC1796) reading IMMO data through P003 with OBDSTAR X300DP PLUS

#### Operation steps

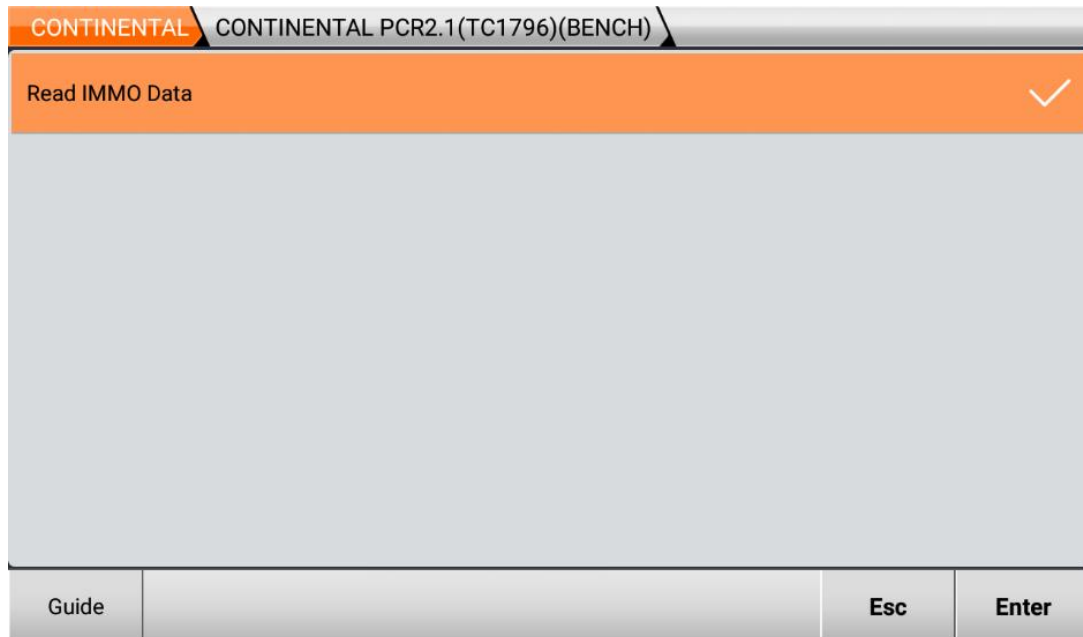
ECU Flasher ⇒ CONTINENTAL V30.00 ⇒ Manual Select System ⇒ CONTINENTAL PCR2.1(TC1796)(BENCH)



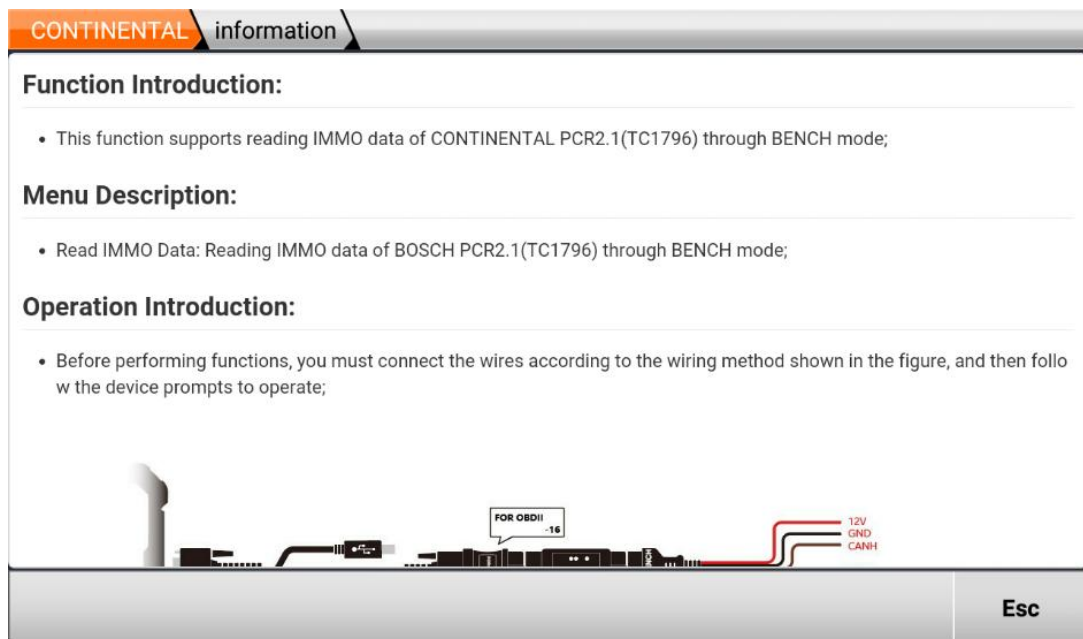




## Function menu

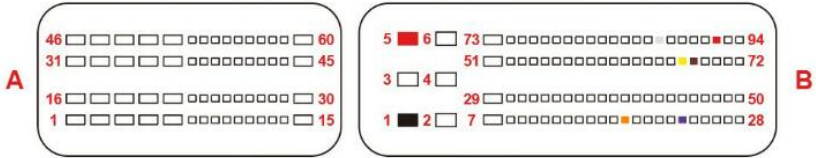


## Button—Guide



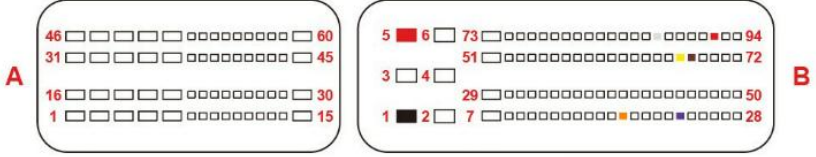


B-Pin5 12V	B-Pin18 GPT0	B-Pin87 IG	B-Pin92 12V
B-Pin1 GND	B-Pin23 GPT1	B-Pin67 CANL	B-Pin68 CANH



Esc

B-Pin5 12V	B-Pin18 GPT0	B-Pin87 IG	B-Pin92 12V
B-Pin1 GND	B-Pin23 GPT1	B-Pin67 CANL	B-Pin68 CANH

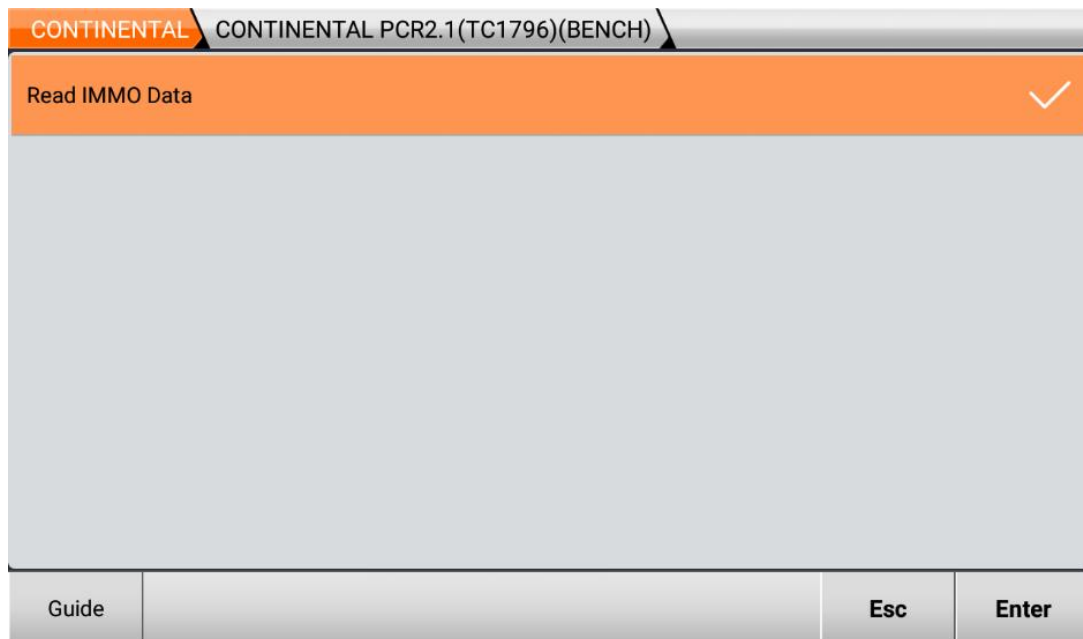


**Note:**

- Please strictly follow the wiring diagram in the operation introduction to connect the ECU and the device;

Esc

## Execute the function—Read IMMO Data



Please refer to the wiring diagram to connect the ECU and equipment.

Bench mode wiring

Esc

Enter

CONTINENTAL PCR2.1(TC1796) BENCH mode wiring diagram



B-Pin5	12V	B-Pin18	GPT0	B-Pin87	IG	B-Pin92	12V
B-Pin1	GND	B-Pin23	GPT1	B-Pin67	CANL	B-Pin68	CANH

Esc

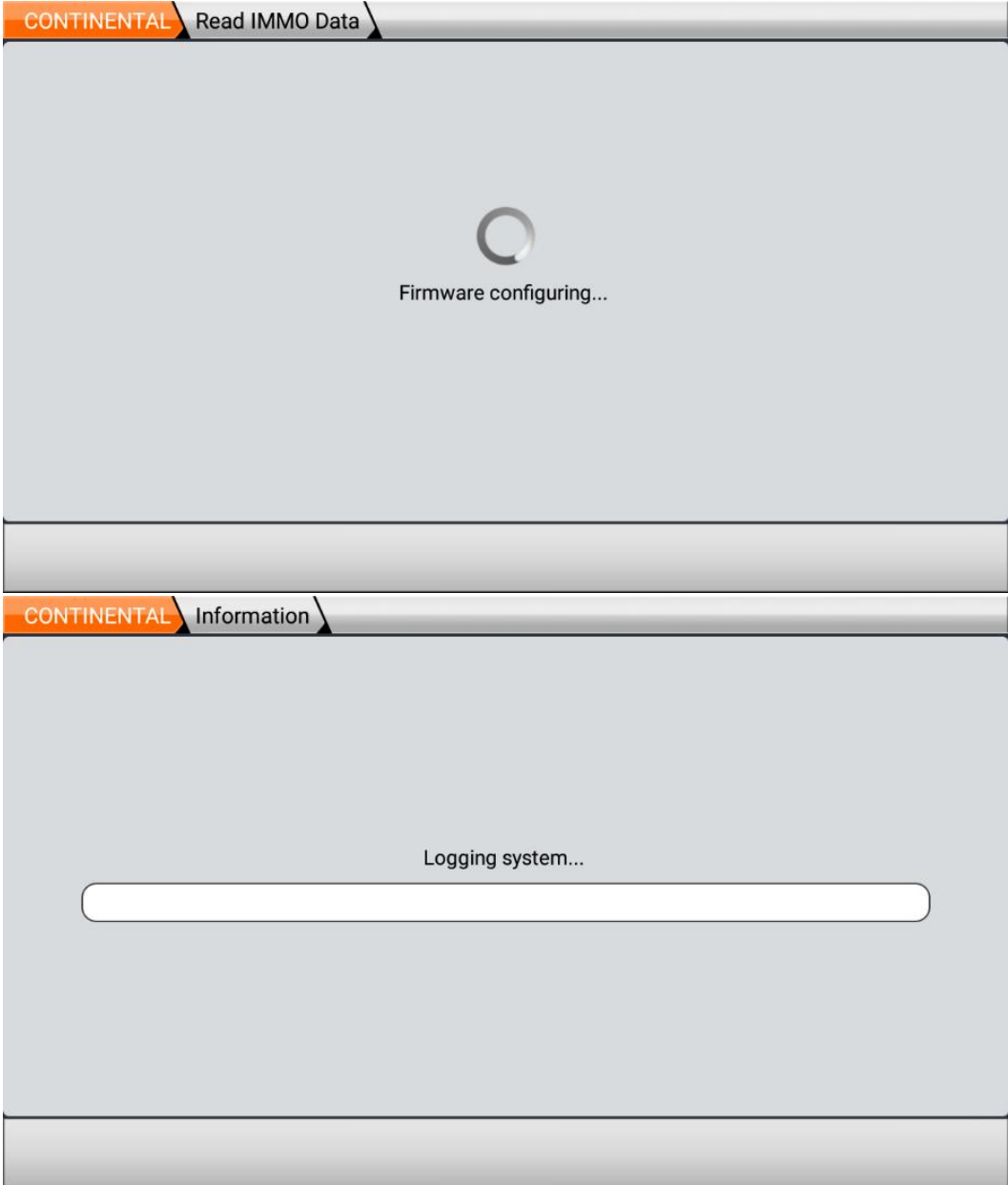


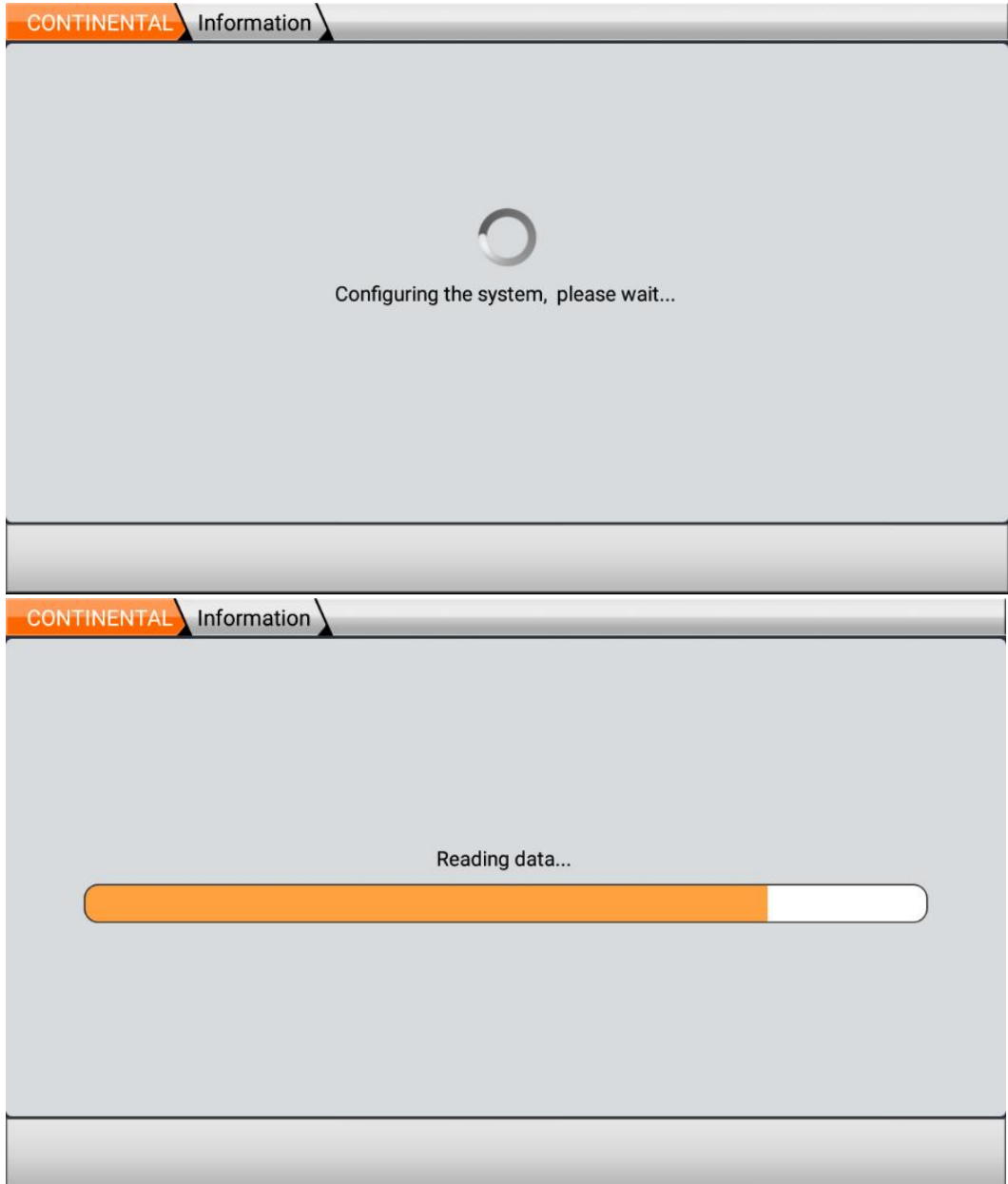
CONTINENTAL Read IMMO Data

Firmware configuring...

CONTINENTAL Information

Logging system...





CONTINENTAL Read IMMO Data

Input the name of the file to save:


PCR2.1\_EEPROM

1	2	3	4	5	6	7	8	9	0	⌫
q	w	e	r	t	y	u	i	o	p	,
a	s	d	f	g	h	j	k	l	.	⌵
z	x	c	v	b	n	m	_	-	⌵	

CONTINENTAL Information

File saved success!

Enter

CONTINENTAL Read IMMO Data	
PinCode	06784
IMMO ID	
CS	E92E5367A1CF00
MAC	E077843B
	
<b>Enter</b>	