











	Summary	Autool		Launch		Tektino
Model	PowerJET 260/360/GDI S6	CT200	CT400	CNC-602	CNC-603	INJ-6B
6 cylinder series						
size	375*405*510	485*465*490	450*420*400	670*500*600	458*433*537	670*470*600
volume	0.077 m ³	0.111 m ³	0.076 m ³	0.201 m ³	0.106 m ³	0.189 m ³
weight	18KG	22.5KG	18KG	31KG	19KG	25KG
Support low resistance injector (1-2Ω) test and cleaning function	Yes	No	No	No	No	No
Support Top-feed fuel injector test & cleaning	Yes	Yes	Yes	Yes	Yes	Yes
Support Side-feed fuel injector test & cleaning (Optional Spare	Yes	No	No	Yes	No	No
Support GM TBI injector test & cleaning (Optional Spare	Yes	No	No	Yes	No	No
Support Votec injector test & cleaning (Optional Spare	Yes	No	No	No	No	No
Injector resistance testing function	Yes	No	No	No	No	No
RPM adjustable range:100 ~ 9900rpm,	Yes	No	No	Yes	Yes	Yes
Pulse width adjustable : 0.1 ~ 25ms,	Yes	No	No	Yes	Yes	Yes
Independent ultrasonic cleaning machine	Yes	No	No	Yes	No	Yes
OEM - Accept dealer's logo	Yes	No	No	No	No	No

	Summary	Autool			Launch	
Model	PowerJET 240/340/GDI S4	CT150	CT160	CT180	CNC-402	
4 cylinder series						Summary machine can support all kinds of injector cleaning and testing
size	355*350*380	395*295*370	340*295*360	305*345*425	670*500*600	Votec injector : 
volume	0.047 m ³	0.043 m ³	0.036 m ³	0.045 m ³	0.201 m ³	
weight	10KG	10KG	8.5KG	9KG	30KG	
Support low resistance injector (1Ω) test and cleaning function	Yes	No	No	No	No	Top-feed fuel injector : 
Support Top-feed fuel injector test & cleaning	Yes	Yes	Yes	Yes	Yes	
Support Side-feed fuel injector test & cleaning (Optional Spare	Yes	No	No	No	Yes	Side-feed fuel injector 
Support GDI fuel injector test & cleaning (S4 model only)	Yes	No	No	No	No	
Support GM TBI injector test & cleaning (Optional Spare parts)	Yes	No	No	No	No	GDI fuel injector 
Support Votec injector test & cleaning (Optional Spare	Yes	No	No	No	No	
Injector resistance testing function	Yes	No	No	No	No	
RPM adjustable range:100 ~ 9900rpm,	Yes	No	No	Yes	Yes	GM TBI injector 
Pulse width adjustable : 0.1 ~ 25ms,	Yes	No	No	Yes	Yes	
OEM - Accept dealer's logo	Yes	No	No	No	No	